



STRAITS®

CATALOG



JULY 2021

TABLE OF CONTENTS

INTRODUCTION

- 03 BEFORE AND AFTER
- 04 INDUSTRIAL PRODUCT SELECTION GUIDE

INDOOR SOLUTIONS

- 05 TUBES
- 08 LED TUBE READY FIXTURES
- 10 HIGH BAYS

OUTDOOR SOLUTIONS

- 13 FLOOD & AREA LIGHTS
- 15 STREET LIGHTS
- 16 WALL PACKS
- 17 CANOPY LIGHTS

SAFETY LIGHTS

- 18 CRANE LIGHTS
- 18 STROBE LIGHT

EVERYDAY SOLUTIONS

- 19 BR30 BULBS
- 19 WALL SCONCES

RETROFIT SOLUTIONS

- 20 CORN LAMPS
- 21 RETROFIT KITS



Straits® Lighting is constantly developing and improving its products. For this reason, all product descriptions in this catalog are intended as a general guide, and we may change specifications from time to time in the interest of product development, without prior notification or public announcement. All descriptions in this publication present only general particulars of the goods to which they refer and shall not form part of any contract. Data in this guide has been obtained under controlled experimental conditions. However, Straits® Lighting cannot accept any liability arising from the reliance on such data to the extent permitted.

GREEN ENERGY DOESN'T HAVE TO LOOK GREEN!



BEFORE



AFTER

 **STRAITS®**



BEFORE

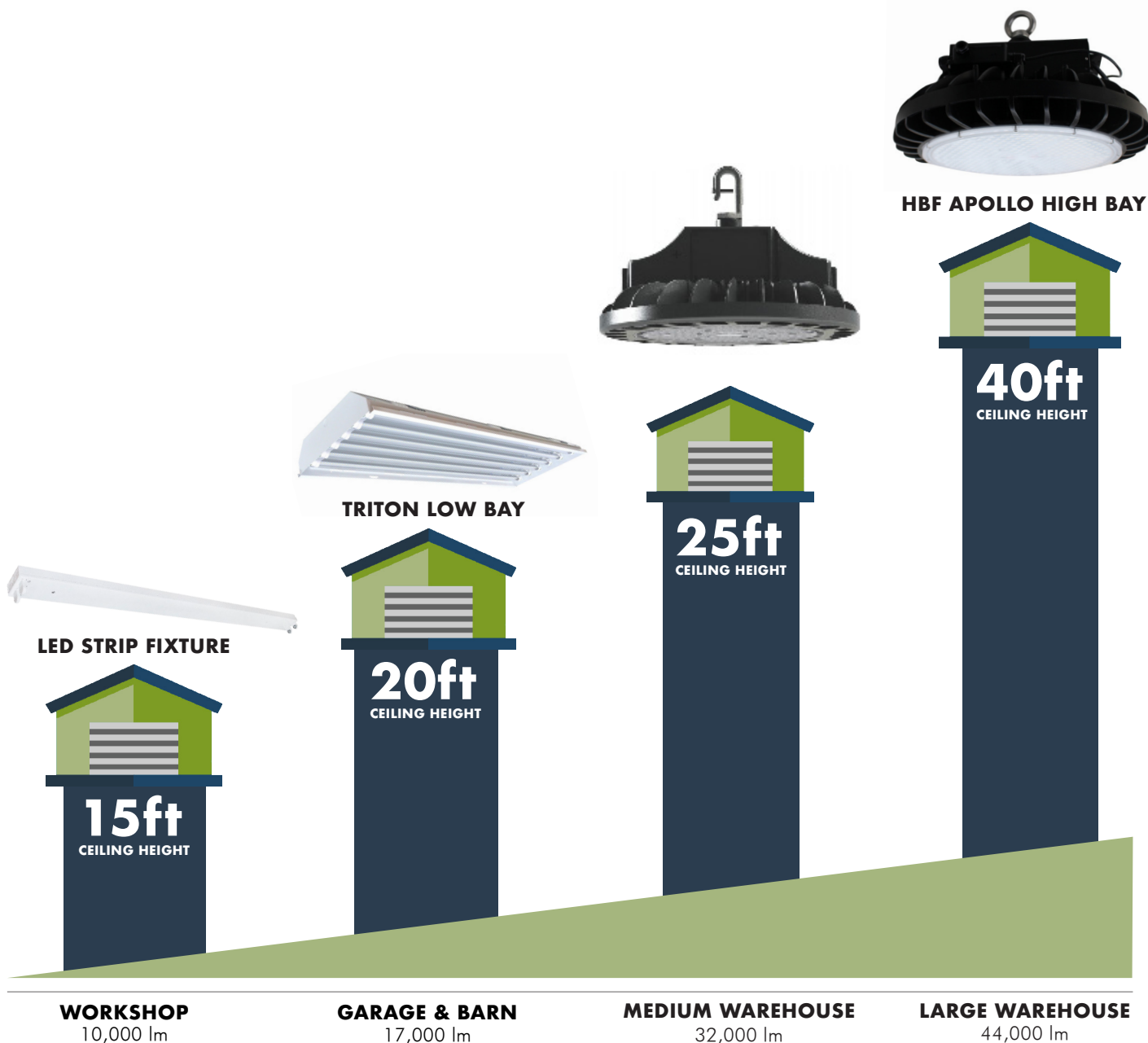


AFTER

 **STRAITS®**

INDUSTRIAL PRODUCT SELECTION GUIDE

"Choose the right tool for the job" are words to live by—especially when it comes to lighting. Ceiling height, obstructions, wall color, and other variables affect the light that we eventually see. Start with these guides to connect your project with Straits® Lighting quality products. For advanced projects, please contact one of our expert lighting specialists for more information.




INDOOR SOLUTIONS

LED TUBES



UL Type A

UL Type A lamps are designed for plug-and-play installation with existing electronic fluorescent ballasts. This lamp offers the simplest and fastest type of installation. Consult product spec sheet for a list of compatible ballasts.



UL Type B

UL Type B Lamps use an internal driver to be powered from the main voltage. The existing fluorescent ballast must be disconnected from the fixture.



UL Type C

UL Type C lamps use an external driver to be powered from the main voltage. The existing fluorescent ballast must be disconnected from the fixture.




UL Type A&B

UL Type A and B lamps combine internal drivers with ballast-compatible technology to make an ultra-versatile lamp. Excellent for large retrofit projects with a large assortment of fluorescent ballasts.

X-Series LED T8

ORDER CODE: SL917T8BC



WATTS	12W	15W			18W
LENGTH	4ft.	2ft.	3ft.	4ft.	4ft.
REPLACEMENT	32W FL-T8-4'	17W FL T8	25W FL T8	32W FL T8	32W FL T8
LUMENS	1,715	1,952	2,000	2,172	2,567
EFFICACY	138	130	133	133	130
VOLTS	100-277V				
MATERIALS	Acrylic Lens with Aluminum Heat Sink				
RATED LIFE	50,000 Hours				
DIMMING	Non-Dimming				

FEATURES

- IP20 rated
- Direct Wire or Plug & Play installation
- Narrow beam angle for directional lighting
- Premium aluminum heat sink
- 3000K, 4000K, and 5000K
- Single/double-ended connection

ORDER CODE	LENGTH	WATTS	VOLTS	KELVIN	LENS	BEAM ANGLE	DRIVER	DIMMING	BASE
SL917T8BC	24 36 48	12W 15W 18W	100-277V	3000K 4000K 5000K	F = Frosted	120°	I = Internal	N = Non-Dimming	G13 SD - 1

ORDER EXAMPLE: SL917T8BC - 48 - 12W - 100-277V - 4000 - F - 120 - I - N - G13 - SD - 1

INDOOR SOLUTIONS

LED TUBES



Plug & Play LED T8

ORDER CODE: SL917T8PP



FEATURES

- Plug & Play installation
- Wide beam angle
- 4000K, and 5000K
- Ballast compatible only

WATTS	14W	16W
LENGTH	4ft.	
REPLACEMENT	32W FL T8	32W FL T8
LUMENS	2,100	2,250
EFFICACY	150	140
CRI	>80	
VOLTS	100-277V	
MATERIALS	Acrylic lens with aluminum heat sink	
RATED LIFE	50,000 Hours	
DIMMING	Non-Dimming	

ORDER CODE	LENGTH	WATTS	VOLTS	KELVIN	LENS	BEAM ANGLE	DRIVER	DIMMING	BASE
SL917T8PP	48"	14W 16W	100-277V	4000K 5000K	F = Frosted	240°	I = Internal	N = Non-Dimming	G13

ORDER EXAMPLE: SL917T8PP - 48 - 16W - 100-277V - 5000K - F - 240 - I - N - G13

Plug & Play LED T5

ORDER CODE: SL917T5PP



WATTS	25W
LENGTH	4ft.
REPLACEMENT	54W FL T5 HO
LUMENS	3,300
EFFICACY	132
CRI	>80
VOLTS	100-277V
RATED LIFE	50,000 Hours
DIMMING	Non-Dimming

FEATURES

- Plug & Play installation
- Replacement for high output T5 fluorescent lamps
- Ballast compatible only
- 5000K

ORDER CODE	LENGTH	WATTS	VOLTS	KELVIN	LENS	BEAM ANGLE	DRIVER	DIMMING	BASE
SL917T5PP	48"	25W	100-277V	5000K	F = Frosted	180°	I = Internal	N = Non-Dimming	G5

ORDER EXAMPLE: SL917T5PP - 48 - 25W - 100-277V - 5000K - F - 180 - I - N - G5

INDOOR SOLUTIONS

LED TUBES



NX-Series LED T8

ORDER CODE: SL917T8NBC



FEATURES

- Direct wire or Plug & Play installation
- Standard T8 tube
- Ultra-wide beam angle
- 3000K, 4000K, and 5000K
- Double-ended wiring
- Max run-time of 8-10 hours

WATTS	12W	15W
LENGTH	4ft.	4ft.
REPLACEMENT	28W FL T8	32W FL T8
LUMENS	1,715	2,160
EFFICACY	138	135
CRI	>80	
VOLTS	100-277V	
MATERIALS	Plastic	
RATED LIFE	50,000 Hours	
DIMMING	Non-Dimming	

ORDER CODE	LENGTH	WATTS	VOLTS	KELVIN	LENS	BEAM ANGLE	DRIVER	DIMMING	BASE
SL917T8NBC	48"	12W 15W	100-277V	3000K 4000K 5000K	F = Frosted	320°	I = Internal	N = Non-Dimming	G13

ORDER EXAMPLE: SL917T8NBC - 48 - 12W 100-277V - 5000K - F -320 - I - N - G13

U-Bend LED T8

ORDER CODE: SL917T8U



FEATURES

- Shatter resistant
- Internal driver
- 5000K



WATTS	15W
LENGTH	2ft.
REPLACEMENT	32W FL T8 U Bend
LUMENS	1,600
COLOR TEMPERATURE	5000K
EFFICACY	106
CRI	>80
VOLTS	100-277V
MATERIALS	Plastic & Aluminum
RATED LIFE	50,000 Hours
DIMMING	Non-dimming

ORDER CODE	LENGTH	WATTS	VOLTS	KELVIN	LENS	BEAM ANGLE	DRIVER	DIMMING	BASE
SL917T8U	24"	15W	100-277V	5000K	F = Frosted	120°	I = Internal	N = Non-Dimming	G13


ORDER EXAMPLE: SL917T8U - 24 - 15W - 100-277V - 5000K - F -120 - I - N-G13

INDOOR SOLUTIONS

LED READY FIXTURES

Triton Low Bay

ORDER CODE: SL921LB



FEATURES

- The Straits® Lighting LED low bay fixtures deliver exceptional performance in a traditional design
- The Triton low bay is perfect for maintaining a continuous look in facilities where fluorescent light is present
- Single-end connection

LAMP NUMBER	4 LAMP	6 LAMP
LAMP CAPACITY	(4) 4' T8	(6) 4' T8
REPLACEMENT*	(4) FL 32W T8	(6) FL 32W T8
LENGTH (L x W x H)	48" x 13.5" x 4.25"	
MATERIALS	Cold Rolled Steel	

*Lamped with DLC certified X-Series LED Tubes

ORDER CODE	LENGTH (FEET)	BASE/MOUNT
SL921LB-4 Lamp	4	G13
SL921LB-6 Lamp		

ORDER EXAMPLE: SL921LB - 2X4 - 6Lamp - G13

Inline Vapor-Tight LED T8 Fixture

ORDER CODE: SL913INL



FEATURES

- The Inline fixture is weather-resistant and no parts are left exposed to corrosion. The gasket has a silicone perimeter and is 100% UV stabilized polycarbonate
- Most popular in dusty/wet environments, farmyards, parking garages, and manufacturing facilities
- Single-end connection
- IP65 rated



ORDERING CODE	SL913INL (.5x4)
LAMP CAPACITY	(2) 4' T8
REPLACEMENT*	(2) 32W FL T8
LENGTH (L x W x H)	50" x 6" x 4"
MATERIALS	Plastic & Aluminum


*Lamped with DLC certified X-Series LED Tubes

ORDERING CODE	LENGTH (FEET)	LENS	BASE/MOUNT
SL913INL	.5x4	C = Clear	G13

ORDER EXAMPLE: SL913INL - .5x4 - C - G13

INDOOR SOLUTIONS

LED READY FIXTURES



Suspended Streamline T8 Fixture

ORDER CODE: SL913SS



FEATURES

- Ideal for any office building, retail store, school, or security lighting application.
- The Straits® Lighting 2-Lamp Suspended Streamline Fixture delivers exceptional performance in a sleek design.
- Combined with the X-Series LED T8 tubes the Suspended Streamline Fixture will provide compact and powerful energy-efficient illumination.
- Single-end connection.

ORDERING CODE	SL913SS (1x4)
LAMP CAPACITY	(2) 4' T8
REPLACEMENT*	(2) 32W FL
DIMENSIONS (L x W x H)	49.37" x 9.35" x 2.5"
VOLTS	100-277V
MATERIALS	Aluminum

*Lamped with DLC certified X-Series LED Tubes

ORDERING CODE	LENGTH	BASE/MOUNT
SL913SS	1x4	G13

ORDER EXAMPLE: SL913SS - 1x4 - G13

LED T8 Strip Fixture

ORDER CODE: SL913TK



FEATURES

- The Straits® Lighting LED strip fixture provides exceptional illumination in a practical and reliable design.
- The high lumen design is perfect for any work area where precision is essential.
- Single-end connection.

ORDERING CODE	SL913TK	SL913TK
LAMP CAPACITY	(2) 4' T8	(4) 4' T8
REPLACEMENT*	(2) 32W FL T8	(4) 32W FL T8
DIMENSIONS (L x W x H)	48" x 3" x 2"	97" x 3" x 2"
MATERIALS	Cold Rolled Steel	

*Lamped with DLC certified X-Series LED Tubes

ORDERING CODE	LENGTH	BASE/MOUNT
SL913TK	1x4, 1x8	G13

ORDER EXAMPLE: SL913TK - 1x4 - G13

INDOOR SOLUTIONS

HIGH BAYS



Packard LED High Bay

ORDER CODE: SL913LBI



WATTS	100W	150W
LENGTH	2 ft	2 ft
REPLACEMENT	300W HID	400W HID
LUMENS	16,350	24,750
EFFICACY	163	165
CRI	>80	
VOLTS	100-277V	
MATERIALS	Aluminum	
RATED LIFE	50,000 Hours	
DIMMING	Dimmable	

FEATURES

- Excellent solution for ceilings ranging from 15ft – 25ft
- Highly efficient for enhanced illumination
- Perfect for increased safety and visibility in any warehouse, supermarket, or shop
- Factory installed clear lens

ORDER CODE	LENGTH (IN FEET)	WATTS	VOLTS	KELVIN	LENS	SENSOR
SL913LBI	2	100W 150W	SU = 100-277V	50K = 5000K	F = Frosted C = Clear	M = Occupancy [Leave blank for no option]

ORDER EXAMPLE: SL913LBI - 2 - 150W - SU - 50K - C

Buoy High Bay

ORDER CODE: SL915HBR



FEATURES

- DLC Standard certified
- With overheating protection
- IP64 rated

WATTS	120W	150W
LUMENS	14,035	17,929
COLOR TEMPERATURE	5000K	
EFFICACY	117	119
VOLTS	100-277V	
BEAM ANGLE	320°	

ORDER CODE	WATTS	VOLTS	KELVIN	BASE
SL915HBR	120W, 150W	100-277V	50K = 5000K	E39

ORDER EXAMPLE: SL915HBR - 150W - 100-277V - 50K - E39



INDOOR SOLUTIONS

HIGH BAYS • UFO

FEATURES

- Perfect for Industrial Facilities, Commercial Stores, Warehouse or Factories
- Priced right for use as Temporary High Bay
- Easy installation, includes factory installed clear lens



Project Perfect High Bay

ORDER CODE: SL923HEA



WATTS	50W	100W	150W	230W
REPLACEMENT	150W HID	250W HID	400W HID	600W HID
LUMENS	6,900	14,000	20,250	31,510
EFFICACY	138	140	135	137
CRI	>80			
VOLTS	100-277V			
MATERIALS	Aluminum Heat Sink and Tempered Glass Lens			
RATED LIFE	50,000 Hours			
DIMMING	Non-Dimmable		Dimmable	

ORDER CODE	WATTS	VOLTS	KELVIN	DIMMING
SL923HEA	50W 100W 150W 230W	100-277V	50K = 5000K	N = Non-Dimming D = Dimming

ORDER EXAMPLE: SL923HEA - 230W - SU - 50K - D



INDOOR SOLUTIONS

HIGH BAYS • UFO



FEATURES

- Standard and high voltage available
- IP65 rated
- 4000K, and 5000K

Apollo LED High Bay

ORDER CODE: SL923HBI/HBE



WATTS	100W	150W	220W - HBE	230W	280W
REPLACEMENT	250W HID	400W HID	500W HID	600W HID	750W HID
LUMENS	13,965	21,976	27,023	32,475	41,250
EFFICACY	139	146	123	141	147
CRI	>80				
VOLTS	100-277V				
MATERIALS	Plastic Lens and Aluminum Heat Sink				
RATED LIFE	50,000 Hours				
DIMMING	Dimmable				

ORDER CODE	WATTS	VOLTS	KELVIN	DIMMING	MOTION SENSOR
SL923HBI/HBE	100W, 150W, 220W 230W, 280W	100-277V 277-480V	40K = 4000K 50K = 5000K	D = Dimming	M = Motion Sensor

ORDER EXAMPLE: SL923HBI - 150W - 100-277V - 50K - D - M

Apollo LED High Bay

ORDER CODE: SL923HBF



WATTS	300W	360W
REPLACEMENT	700W HID	1000W HID
LUMENS	39,108	43,887
EFFICACY	130	122
CRI	>80	
VOLTS	100-277V	
MATERIALS	Plastic Lens and Aluminum Heat Sink	
RATED LIFE	50,000 Hours	
DIMMING	Dimmable	

FEATURES

- Delivers increased lumen levels ideal for large commercial spaces.
- Standard and high voltage available
- 5000K
- IP65 Rated

ORDER CODE	WATTS	VOLTS	KELVIN	DIMMING
SL923HBF	300W 360W	100-277V 277-480V	50K = 5000K	D = Dimming

ORDER EXAMPLE: SL923HBF - 360W - 100-277V - 50K - D

OUTDOOR SOLUTIONS

FLOODLIGHTS

Broadcast LED Floodlights

ORDER CODE: SL923FLF



FEATURES

- Surge protections 6KVA
- IP65 Rated
- 4000K and 5000K

MOUNTING OPTIONS

- 15W, 30W, and 50W available with Knuckle and Yoke Mount.
- 80W Yoke Mount, Slip Fitter, Extruded Arm, and Trunnion Mount

WATTS	15W	30W	50W	80W
REPLACEMENT	50W HID	100W HID	175W HID	2500W HID
LUMENS	1,615	3,718	6,179	10,342
EFFICACY	115	125	126	130
CRI	>80			
VOLTS	100-277V			
MATERIALS	Plastic & Aluminum			
RATED LIFE	50,000 Hours			

ORDER CODE	WATTS	VOLTS	KELVIN	LENS	BEAM ANGLE	DRIVER	DIMMING	BASE/MOUNT
SL923FLF	15W 30W 50W 80W	100-277V	40K = 4000K 50K = 5000K	C = Clear	120°	I = Internal	N = Non-dimming	15W, 30W, 50W YM = Yoke Mount KM = Knuckle Mount 80W YM = Yoke Mount EA = Extruded Arm SF = Slip Fitter TM = Trunnion Mount

ORDER EXAMPLE: SL923FLF - 30W - 100/277V - 5000 - C - 120 - I - N - KM

OUTDOOR SOLUTIONS

FLOODLIGHTS

Broadcast LED Floodlights

ORDER CODE: SL923FLL, SL923FLK



FEATURES

- Surge protections 6KVA
- IP65 Rated
- High voltage available
- 4000K and 5000K
- Interchangeable mounting
- LUMILEDS chips

MOUNTING OPTIONS

- 100W-400W available with Yoke Mount
- Slip Fitter, Extruded Arm, and Trunnion Mount are interchangeable



YOKE



EXTRUDED ARM



TRUNNION



SLIP FITTER

ACCESSORIES



BACK COVER



EXTRUDED ARM ADAPTER
FOR ROUND HOLE



TM TO SF
ADAPTER



LENS COVER
(TYPE 2, 3 AND 4)



PHOTOCELL



SHORTING CAP

WATTS	100W	150W	230W	300W	400W
REPLACEMENT	300W HID	400W HID	750W HID	1000W HID	1500W HID
LUMENS	13,500	20,250	31,050	40,500	52,000
EFFICACY	135	135	135	135	130
CRI	>70				
VOLTS	100-277V or 277-480V				
MATERIALS	Plastic & Aluminum				
RATED LIFE	50,000 Hours				
DIMMING	Dimmable				

ORDER CODE	WATTS	VOLTS	KELVIN	LENS	BEAM ANGLE	DRIVER	DIMMING	BASE/MOUNT
SL923FLL SL923FLK	100W 150W 230W 300W 400W	SU = 100-277V HV = 277-480V	40K = 4000K 50K = 5000K	C = Clear	120°	I = Internal	D = Dimming	YM = Yoke Mount EA = Extruded Arm TM = Trunnion Mount SF = Slip Fitter O = No Mount

ORDER EXAMPLE: SL923FLL - 150W - SU - 50K - 120 - D - O - SC

OUTDOOR SOLUTIONS

STREET LIGHTS • WALL PACKS



Straits Street Light

ORDER CODE: SL923STF



WATTS	50W	150W
REPLACEMENT	320W HID	500W HID
LUMENS	6,500	21,000
CRI	>70	
VOLTS	100-277V	
RATED LIFE	50,000 Hours	
DIMMING	Dimmable	

ORDER CODE	WATTS	VOLTS	KELVIN	MOUNT TYPE	DIMMING	ACCESSORY
SL923STF	50W 150W	SU = 100-277V	50K = 5000K	SA = Street Arm	D = Dimming	P = Photocell

ORDER EXAMPLE: SL923STF - 50W - SU - 40K - SA - WH - D - P

FEATURES

- ADC12 Aluminum heat sink
- 5000K
- Photocell included
- Outdoor powder coating
- IP65 Rated
- Aluminum LED board
- LUMILEDS chips

Cascade LED Wall Pack With Photocell

ORDER CODE: SL923WPG3



FEATURES

- DLC Premium certified
- IP65 Rated
- LUMILEDS chips
- Photocell included


WATTS	30W	50W	80W	120W
REPLACEMENT	150W HID	250W	400W	600W HID
LUMENS	4,200	7,100	11,600	17,160
CRI	>80			
VOLTS	100-277V		100-277V or 277-480V	
RATED LIFE	50,000 Hours			
DIMMING	Non-Dimmable		Dimmable	

ORDER CODE	WATTS	VOLTS	KELVIN	MOUNT	DIMMING	ACCESSORIES
SL923WPG3	30W 50W 80W 120W	SU = 100-277V HV = 277-480V	50K = 5000K	WM = Wall Mount	D = Dimming N = Non-Dimming	P = Photocell

ORDER EXAMPLE: SL923WPG3 - 50W - SU - 50K - WM - N - P

OUTDOOR SOLUTIONS

WALL PACKS • CANOPY LIGHTS



Cascade LED Adjustable Wall Pack

ORDER CODE: SL923WMK



WATTS	12W	30W	50W	80W
LUMENS	1,320	3,290	5,280	9,240
COLOR TEMPERATURE	5000K			
EFFICACY	111	119	107	115
VOLTS	100-277V			
DIMMING	Dimming Available			

FEATURES

- DLC certified
- IP65 Rated
- Adjustable 0°-90°
- LUMILEDS chips

ORDER CODE	WATTS	VOLTS	KELVIN	DIMMING	ACCESSORIES
SL923WMK	12W, 30W, 50W, 80W	SU = 100-277V	50K = 5000K	D = Dimming Blank = Non-dimming	P = Photocell

ORDER EXAMPLE: SL923WMK - 12W - SU - 50K

Canopy Light

ORDER CODE: SL923CLE



FEATURES

- ADC12 Aluminum heat sink
- Outdoor powder coating
- Easy installation
- For indoor or outdoor installation

WATTS	25W	40W	75W
LUMENS	3,000	4,800	9,000
COLOR TEMPERATURE	5000K		
VOLTS	120-277V		
DIMMING	0-10V		



ORDER CODE	WATTS	VOLTS	KELVIN	DIMMING
SL923CLE	25W, 40W, 75W	SU = 120-277V	50K = 5000K	D = Dimming

ORDER EXAMPLE: SL923CLE - 25W - SU - 50K - D

SAFETY LIGHTS

CRANE SAFETY LIGHTS

FEATURES

- IP67 rated (18W-24W)
- IP65 rated (140W/58W)
- Red and blue color options available
- 2 year warranty
- Power Source Sold Separately

The 140W/58W Crane Safety Light has a removable lens.

With the lens on, the light casts a horizontal beam.

Removing the lens allows it to have a spotlight application.



140W/58W



18W




24W

LENS OFF



LENS ON




Crane Safety Lights

ORDER CODE: SL930SAF

WATTS	18W	24W	140W/58W	140W/58W
COLOR	Blue	Red	Blue	Red
LUMENS	1,500	2,000	11,666	11,666
VOLTS	100-277V			

ORDER CODE	WATTS	VOLTS
SL930SAF	18W, 24W, 140W/58W	SU = 100-277V

ORDER EXAMPLE: SL930SAF - 18W - SU - BLUE



SAFETY LIGHTS

STROBE LIGHT • LED SAFETY PROJECTOR

Strobe Light

ORDER CODE: SL930STB



FEATURES

- Reduces accidents in hazardous areas
- Suitable for indoor and outdoor use
- Commonly used on forklifts
- Power Source Required





WATTS	6W
OPERATING VOLTAGE	10-110v
IP RATING	IP65

ORDER CODE	WATTS	VOLTS
SL930STB	6W	SU = 10-110v

ORDER EXAMPLE: SL930STB - 6W - WU - O

Straits Safety Projector

ORDER CODE: SL930PRO



FEATURES

- OSRAM LED
- Heavy-duty Aluminum
- Remote control turns on/off
- Images may be changed manually or be timed
- Built in cooling system
- Select 3 gobo's
- Recommended for up to 50'
- Adjustable 0-90°

WATTS	80W
LUMENS	9,600
COLOR TEMPERATURE	6,500
INPUT VOLTAGE	AC85-265V

EVERYDAY SOLUTIONS

WALL SCONCES • BR30 BULBS



SHUTTER



MODERN



BUCKLE



DECO

FEATURES


- ADC12 Aluminum heat sink
- Outdoor powder coating
- Tempered Glass
- LUMILEDS LED chips
- IP65 Rated



BUCKLE



MODERN



SHUTTER



DECO

Straits Wall Light

ORDER CODE: SL923WMV

WATTS	15W	15W
LUMENS	1,350	
CRI	>80	
COLOR TEMPERATURE	4000K	5000K
VOLTS	120-277V	
RATED LIFE	50,000 Hours	

ORDER CODE	WATTS	VOLTS	KELVIN	BEAM ANGLE	COVER
SL923WMV	15W	SU = 120-277V	40K = 5000K 50K = 5000K	120 = 120°	B = Buckle M = Modern S = Shutter D = Deco

ORDER EXAMPLE: SL923WMV - 15W - SU - 50K - 120 - B

LED BR30 Light Bulb

ORDER CODE: SL950BR30



FEATURES

- Reflective coating on the inside to direct light forward
- Sold in Case Quantities ONLY
24 pieces to a case

WATTS	8W
LUMENS	650
CRI	80
COLOR TEMPERATURE	3000K
VOLTS	120
DIMMING	Dimmable
RATED LIFE	25,000 Hours



ORDER EXAMPLE: SL950BR30 - 8W - 120V - 3000 - F - D - E26

RETROFIT SOLUTIONS

CORN LAMPS



FEATURES

- IP60 rated
- Rated for enclosed fixtures
- Best-in-class lumens per watt
- E26 and E39 bases available
- 3000K, 4000K, and 5000K
- Samsung LED chips

Beam 360 LED Corn Lamp

ORDER CODE: SL915CBA



WATTS	14W	18W	22W	27W	36W	45W	54W	80W	100W	120W
REPLACEMENT	50W HID	70W HID	70W HID	70W HID	100W HID	150W HID	175W HID	250W HID	320W HID	400W HID
LUMENS	1,700	2,320	2,680	3,456	4,572	5,780	6,850	10,130	12,660	15,020
EFFICACY	121	128	121	126	127	132	122	126	127	120
CRI	>80									
VOLTS	85-277V									
MATERIALS	Plastic Body with Aluminum Heat Sink									
RATED LIFE	50,000 Hours									
DIMMING	Non-Dimming									
BASE TYPE	E26		E26 or E39					E39		

ORDER CODE	WATTS	BASE MOUNT	KELVIN
SL915CBA	14W, 18W, 22W, 27W, 36W, 45W, 54W, 80W, 100W, 120W	E26 E39	3000K 4000K 5000K

*Contact inside sales for part numbers




E39 Corn Lamps, 27 Watts and higher, are DLC certified

ORDER EXAMPLE: SL915CBA - 14W - E26 - 4000K

RETROFIT SOLUTIONS

RETROFIT KITS



FEATURES

- Photocell and Occupancy sensor available
- Meanwell driver
- 10-year warranty on head
- 5-year warranty on driver
- 0-10V dimming
- 3000K, 4000K, and 5000K
- Nichia LED chips

SPECIAL ORDER ITEM

Revive LED Retrofit Kits

ORDER CODE: SL903RK3



WATTS	30W	60W	75W	100W	120W	200W
LENGTH	150W HID	250W HID	300W HID	400W HID	400W HID	750W HID
REPLACEMENT	3,840	6,728	9,112	13,123	15,236	23,578
LUMENS	126	128	126	131	131	126
EFFICACY	>80					
VOLTS	100-277V or 277-480V					
MATERIALS	Aluminum					
RATED LIFE	50,000 Hours					
DIMMING	Dimmable	Dimmable	Non-Dimming	Dimmable	Dimmable	Dimmable

ORDER CODE	WATTS	VOLTS	KELVIN	DIMMING	PHOTOCELL	MOTION SENSOR
SL903RK3	30W, 60W, 75W, 100W 120W, 200W	SU = 100-277V	50K = 5000K 40K = 4000K	N = Non-Dimming D = Dimming	P = Photocell [blank for no option]	M = Occupancy [blank for no option]

ORDER EXAMPLE: SL903RK3 - 60W - SU - 40K - D





Straits® Lighting Company

Straitslighting.com

Phone: 855.875.2533

Email: info@straitslighting.com