



PACKARD LED LINEAR HIGH BAY

PID: SL913LBI



PLUG & PLAY INSTALLATION!

APPLICATIONS:

- WAREHOUSES
- MID TO HIGH CEILING HEIGHTS
- FACTORIES

SPECIFICATIONS:

FEATURES

- Aluminum heat sink
- Min operating temp -22°F (-30°C)
- Max operating temp 131°F (55°C)

ENERGY DATA

- Electronic Driver: 120-277V or 347-480V
- Dimmable 0-10V
- Power Factor ≥ 0.95
- THD < 10%

LED MODULES

- Samsung LED chips
- Available Kelvin temperature of 50K
- CRI > 80
- 50,000 hour rated life

ADD ONS

- Clear or Frosted lens option available
- Occupancy Sensor option available



CERTIFICATIONS

- DLC Premium certified
- UL / cUL certified
- IP20 rated (without lens accessory)
- IP40 rated (with lens accessory)
- LM79 tested

WARRANTY


- 5 year warranty

PRODUCT DETAILS

Product	Input	Length	Lumens	Efficacy	Kelvin Temp	CRI	Replacement
100W	120-277V or 347-480V	2'	16,350	163.5	50K	80	300W HID
150W	120-277V or 347-480V	2'	24,750	165	50K	80	400W HID
200W	120-277V or 347-480V	4'	33,000	165	50K	80	750W HID

1. CCT range complies to ANSI C78.377-2008
 2. In fixture @ 5000K

LENS OPTIONS



4' Clear Lens

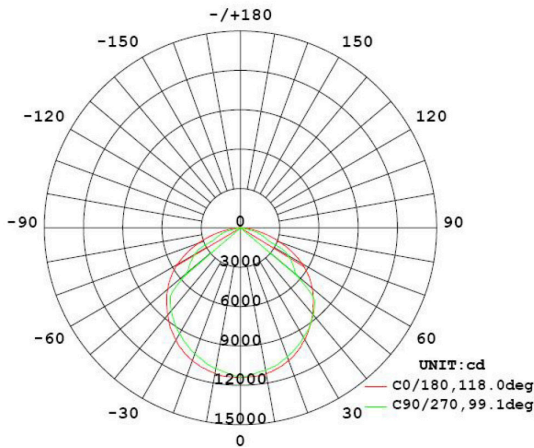


4' Frosted Lens

LM79 REPORT

LM Report based on results for the 150W LBI

Luminous Intensity Distribution

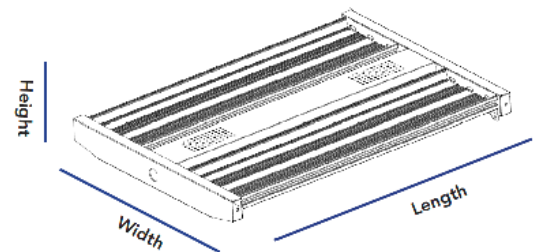


Zonal Lumen Density

γ	C0	C45	C90	C135	C180	C225	C270	C315	γ	Φ zone	Φ total	%lum, lamp
10	1131	1104	1103	1116	1127	1108	1089	1095	0- 10	1069	1069	3.51,3.51
20	1077	1050	1044	1076	1075	1053	1020	1041	10- 20	3057	4126	13.5,13.5
30	984.4	966.5	964.3	996.1	985.9	963.4	931.1	968.9	20- 30	4653	8779	28.8,28.8
40	858.8	848.2	866.6	882.7	866.9	844.5	823.2	847.6	30- 40	5676	14456	47.4,47.4
50	717.0	698.2	563.6	733.6	727.2	682.3	543.6	702.3	40- 50	5945	20401	66.9,66.9
60	542.7	421.2	419.6	461.4	560.1	430.8	402.3	433.0	50- 60	4964	25365	83.2,83.2
70	322.8	214.3	182.1	244.1	343.3	219.0	176.8	212.6	60- 70	3385	28750	94.3,94.3
80	114.1	47.51	12.44	55.47	129.9	58.94	12.50	53.17	70- 80	1506	30256	99.2,99.2
90	0.2936	0.0726	0.0289	0.0659	0.5801	0.1356	0.0579	0.1385	80- 90	182.1	30438	99.8,99.8
100	0.4755	0.1448	0.0644	0.1445	1.637	0.4436	0.2249	0.4563	90-100	2.988	30441	99.8,99.8
110	0.6498	0.3528	0.2603	0.3516	2.670	0.9943	0.5509	1.037	100-110	6.833	30448	99.8,99.8
120	0.6337	0.5271	0.4341	0.5237	2.179	1.372	0.9567	1.445	110-120	8.836	30456	99.8,99.9
130	0.6261	0.6921	0.7017	0.6614	1.696	1.795	1.499	1.932	120-130	9.325	30466	99.8,99.9
140	0.9192	0.8462	0.8679	0.8819	1.618	2.142	1.611	2.192	130-140	9.752	30476	99.8,99.9
150	1.133	1.175	1.056	1.151	2.060	2.412	2.142	2.516	140-150	9.734	30485	99.8,99.9
160	1.369	1.311	1.252	1.268	2.172	2.551	2.236	2.551	150-160	8.037	30493	100,100
170	1.995	2.072	1.996	2.064	2.203	2.732	2.446	2.488	160-170	5.537	30499	100,100
180	2.108	2.388	2.373	2.441	2.108	2.434	2.388	2.346	170-180	2.129	30501	100,100
DEG	LUMINOUS INTENSITY:×10cd								UNIT:lm			

PRODUCT DIMENSIONS

Product	Length (Inches)	Width (Inches)	Height (Inches)
SL913LBI-2-100W	26.4	13.7	2
SL913LBI-2-150W	26.4	16	2
SL913LBI-4-200W	46	16	2



ORDERING GUIDE

ORDER CODE	LENGTH (ft)	WATTS	VOLTS	KELVIN	LENS	SENSOR	BATTERY BACKUP
SL913LBI	2 = 24" 4 = 48"	100W 150W 200W	SU = 100/277V HV = 347/480V	50K = 5000K	F = Frosted C = Clear O = Open	M = Occupancy [Blank for no option]	B = Battery Backup [Blank for no option]

ORDER EXAMPLE: SL913LBI - 4 - 200W - SU - 50K - F - M - B