



## BROADCAST LED FLOODLIGHT

PID: SL923FLK



Yoke Mount



Detacheable Mount

### APPLICATIONS:

- MAJOR HIGHWAYS/FREEWAYS
- INDUSTRIAL PARKING LOTS
- OUTDOOR LIGHTING

## SPECIFICATIONS:

### FEATURES

- ADC12 Aluminum heat sink
- Outdoor powder coating
- Min starting temperature -40°F (-40°C)
- Max starting temperature 104°F (40°C)

### ENERGY DATA

- Driver: 100-277V or 277-480V
- Dimmable 0-10V
- Power Factor >0.90
- THD < 20%
- Surge protection 6KVA

### LED MODULES

- LUMILEDS LED chips
- Available Kelvin temperature of 40K and 50K
- Beam Angle: 120°
- Color accuracy > 70
- 50,000 hour rated life

### ADD ONS

- Photo sensor available
- Trunnion mount
- Extruded arm mount
- Slipfitter mount

### CERTIFICATIONS

- DLC Premium certified (for 100-277V)
- UL / cUL certified
- IP65 rated
- LM79 tested

### WARRANTY

- 5 year warranty

## PRODUCT DETAILS

Watts	Input	Lumens <sup>1,2</sup>	Efficacy	Amps	CCT <sup>1</sup>	BUG	Dimming
400W	100-277V	51,343	128	5.0	40K, 50K	B4-U0-G3	0-10V/PWM/VR
400W	277-480V	51,343	128	2.8	40K, 50K	B4-U0-G3	0-10V/PWM/VR

1. CCT range complies to ANSI C78.377-2008

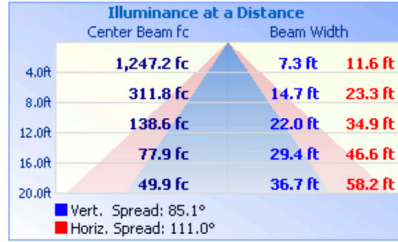
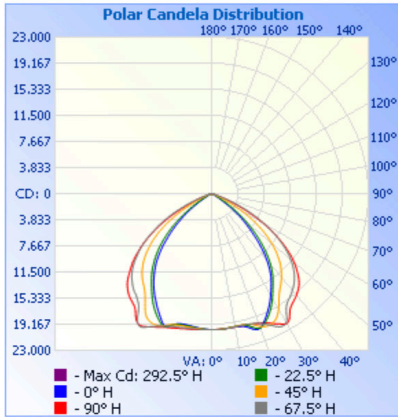
2. Rated average life based on engineering testing and probability analysis

3. Lifetime test consistent with IESNA LM80 lumen maintenance procedure

# LM79 REPORT

LM report based on results for 400W FLK fixture

## POLAR CANDELA DISTRIBUTION



Zonal Lumen Summary		
Zone	Lumens	% Luminaire
0-30	17,101.6	34.3%
0-40	28,183.3	56.6%
0-60	46,292.7	93%
60-90	3,498.4	7%
70-100	713.5	1.4%
90-120	0	0%
0-90	49,791.1	100%
90-180	0	0%
0-180	49,791.1	100%

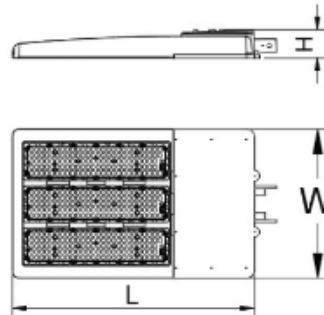
Lumens Per Zone					
Zone	Lumens	% Total	Zone	Lumens	% Total
0-10	1,899.2	3.8%	90-100	0	0%
10-20	5,720.7	11.5%	100-110	0	0%
20-30	9,481.7	19.0%	110-120	0	0%
30-40	11,081.7	22.3%	120-130	0	0%
40-50	10,694.9	21.5%	130-140	0	0%
50-60	7,414.5	14.9%	140-150	0	0%
60-70	2,784.9	5.6%	150-160	0	0%
70-80	571.5	1.1%	160-170	0	0%
80-90	141.9	0.3%	170-180	0	0%

## BOX DIMENSIONS

Product	Length (Inches)	Width (Inches)	Height (Inches)
400W	28	19	4.5

## PRODUCT DIMENSIONS

Product	Length (Inches)	Width (Inches)	Height (Inches)
400W	21.25	14.6	2.87



## ORDERING GUIDE

ORDER CODE	WATTS	VOLTS	CCT	LENS	BEAM ANGLE	DRIVER	BASE/MOUNT
SL923FLK	400W	SU = 100/277V HV = 277/480V	40K = 4000K 50K = 5000K	C = Clear	120°	N = Non-dimming D = Dimming	YM = Yoke Mount TM = Trunnion Mount EA = Extruded Arm SF = Slip Fitter O = For no mount

ORDER EXAMPLE: SL923FLK - 400W - SU - 50K - C - 120 - D - O