


LED SAFETY PROJECTOR

PID: SL930PRO



APPLICATIONS

AISLES
UNEVEN SURFACES
HIGH TRAFFIC AREAS
WALKWAYS
BUSY FORKLIFT AREAS
PPE ZONES
HOIST
BLIND ZONES
CRANES
ADVERTISING MESSAGES

SPECIFICATIONS

- **Construction:** OSRAM LED; Heavy-duty Aluminum; Remote control turns on/off.
Built in cooling system; Recommended for up to 50'
- **Mounting:** Adjustable 0-90° Plate; 2' 8" cable; NEMA 1-15-P standard plug
- **Certifications:** CE; LVD; EMC; RoHs; IP65
- **Add ons:** Interchangeable and customizable gobo's. Custom gobo's available upon request
- **Rated Life:** 30,000 hours
- **Warranty:** 2 years

PRODUCT DETAILS

SKU	WATTS	INPUT	KELVIN	IP	BEAM ANGLE	ADJUSTABLE ANGLE
20260051	80W	AC85-265V	6500K	IP65*	15°/25°/40°	0-90°
20260052	100W	AC85-265V	6500K	IP65*	15°/25°/40°	0-90°
20260053	150W	AC85-265V	6500K	IP65*	15°/25°/40°	0-90°
20260054	200W	AC85-265V	6500K	IP65*	15°/25°/40°	0-90°
20260055	400W	AC85-265V	6500K	IP65*	15°/25°/40°	0-90°

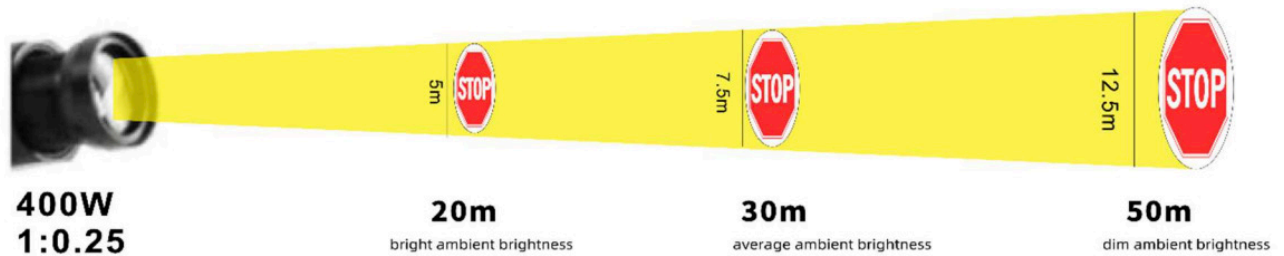

PRODUCT DIMENSIONS

LENGTH	WIDTH	HEGHT	WEIGHT
245MM	145MM	133MM	3.6KG
285MM	250MM	180MM	6.9KG
285MM	250MM	180MM	6.9KG
285MM	250MM	180MM	7.2KG
320MM	280MM	221MM	11.2KG

*NOT INTENDED FOR OUTDOOR APPLICATIONS

LOGOS ARE CUSTOMIZABLE AND INTERCHANGEABLE





MOUNTING HEIGHTS

SKU	WATTS	MAX MOUNTING HEIGHT (BRIGHT AMBIENT BRIGHTNESS)	MAX MOUNTING HEIGHT (AVERAGE AMBIENT BRIGHTNESS)	MAX MOUNTING HEIGHT (DIM AMBIENT BRIGHTNESS)
20260051	80W	7 METERS	10 METERS	15 METERS
20260052	100W	10 METERS	15 METERS	20 METERS
20260053	150W	15 METERS	20 METERS	25 METERS
20260054	200W	20 METERS	25 METERS	30 METERS
20260055	400W	20 METERS	30 METERS	50 METERS