

APPLICATIONS

Suitable for commercial, retail and institutional applications including gymnasiums, factories and warehouses.

FEATURES

- Optional 90 or 120 degrees lens for different light range and intensity level.
- Hook(default included) or Conduit pendant way for different applications.
- 1-10V dimming standard for a dimming range of 100% to 10%.
- Optional motion sensor can be offered for maximizing energy savings.
- Optional emergency function for emergency needs.
- Superior colour rendition index compared to HPS.
- Operating temperature is -40°C to 55°C(-40°F to 131°F).
- Resistant to shock and vibration.
- UL/cUL wet location and DLC qualified(Not included 100W).



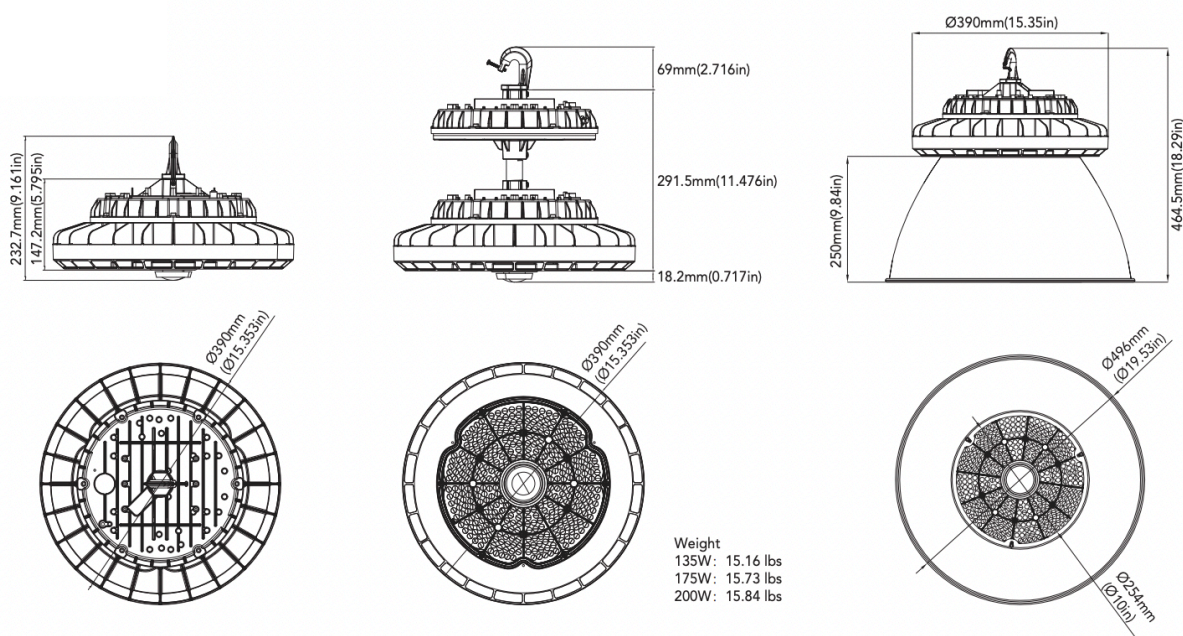
PERFORMANCE DATA

SYSTEM WATTS	VOLTAGE	4000K(70CRI)		5000K(70CRI)	
		LUMENS	LPW	LUMENS	LPW
100W	120-277VAC	14000lm	140lm/W	14000lm	140lm/W
135W	120-277VAC/347-480V	19400lm	144lm/W	19400lm	144lm/W
175W	120-277VAC	25600lm	146lm/W	25600lm	146lm/W
175W	347-480VAC	25000lm	143lm/W	25000lm	143lm/W
200W	120-277VAC	29800lm	149lm/W	29800lm	149lm/W
200W	347-480VAC	30000lm	150lm/W	30000lm	150lm/W

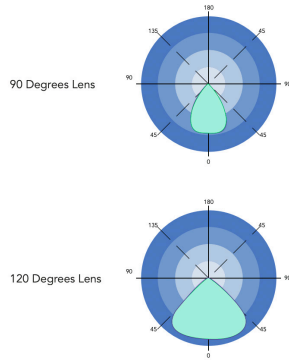
ELECTRICAL DATA

NUMBER OF DRIVERS	DRIVER CURRENT (MA)	NOMINAL POWER (W)	INPUT VOLTAGE (V)	CURRENT (AMPS)
1	2500	100	120	0.83
		100	208	0.48
		100	240	0.42
		100	277	0.36
2	3500	135	120	1.13
		135	208	0.65
		135	240	0.56
		135	277	0.49
	3700	135	347	0.39
		135	480	0.28
2	4540	175	120	1.46
		175	208	0.84
		175	240	0.73
		175	277	0.63
		175	347	0.50
		175	480	0.36
2	5200	200	120	1.67
		200	208	0.96
		200	240	0.83
		200	277	0.72
		200	347	0.58
		200	480	0.42

DIMENSIONS UNIT: MM/INCH




PHOTOMETRICS



ACCESSORIES



Motion Sensor
Integrated motion sensor available for on/off and dimming control for maximum energy savings.



Emergency battery pack would provide the necessary brightness in emergency situations.
Applicable ambient temperature is 10 C (50 F) to 40 C (104 F).